

Reference Gages


Length Standards Brought to You by Mitutoyo

Radius Gages SERIES 186

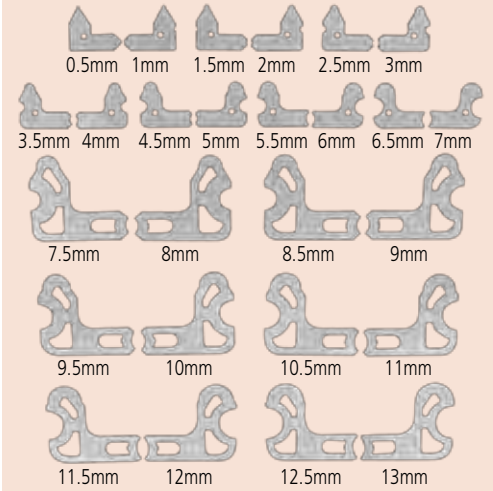
- Radius size is stamped on each gage leaf.
- Each leaf comprises an internal and an external radius gage of the same size.
- With locking clamp.



186-105



186-110



Composition of leaves for 186-902

SPECIFICATIONS


Metric			
Order No.	Range	Composition of leaves	Remarks
186-110	0.4 - 6mm	18 leaves: 0.4, 0.8, 1, 1.2, 1.5, 1.6mm, 1.75 - 3mm by 0.25mm, 3.5 - 6mm by 0.5mm	90° arc
186-902	0.5 - 13mm	26 leaves: 0.5 - 13mm by 0.5mm	90° arc, separate part type
186-105	1 - 7mm	34 leaves: 1 - 3mm by 0.25mm, 3.5 - 7mm by 0.5mm	180° arc
186-106	7.5 - 15mm	32 leaves: 7.5 - 15mm by 0.5mm	180° arc
186-107	15.5 - 25mm	30 leaves: 15.5 - 20mm by 0.5mm, 21 - 25mm by 1mm	180° arc

Inch			
Order No.	Range	Composition of leaves	Remarks
186-103	1/32" - 17/64"	16 leaves: 1/32" - 17/64" by 64ths	90° arc
186-101	1/32" - 1/4"	15 leaves: 1/32" - 1/4" by 64ths	180° arc
186-102	17/64" - 1/2"	16 leaves: 17/64" - 1/2" by 64ths	180° arc
186-104	9/32" - 33/64"	16 leaves: 9/32" - 33/64" by 64ths	90° arc
186-901*	1/64" - 1/2"	25 leaves: 1/64" - 17/64" by 64ths, 9/32" - 1/2" by 32nds	—

* Each gage has five measuring locations.

Thread Pitch Gages SERIES 188

- Thread pitch is stamped on each gage.
- Metric, Unified, and Whitworth screw pitch gages.



188-101

SPECIFICATIONS

Metric Screw Pitch Gages

Order No.	Range	Composition of leaves
188-130	0.35 - 6mm	22 leaves: 0.35, 0.4, 0.45, 0.5, 0.6, 0.7, 0.75, 0.8, 1, 1.25, 1.5, 1.75, 2, 2.5, 3, 3.5, 4, 4.5, 5, 5.5, 6mm and 60° angle gage
188-122	0.4 - 7mm	21 leaves: 0.4, 0.5, 0.7, 0.75, 0.8, 0.9, 1, 1.25, 1.5, 1.75, 2, 2.5, 3, 3.5, 4, 4.5, 5, 5.5, 6, 6.5, 7mm
188-121	0.4 - 7mm	18 leaves: 0.4, 0.5, 0.75, 1, 1.25, 1.5, 1.75, 2, 2.5, 3, 3.5, 4, 4.5, 5, 5.5, 6, 6.5, 7mm

Unified Screw Pitch Gages

Order No.	Range	Composition of leaves
188-111	4 - 42 TPI	30 leaves: 4, 4 ¹ / ₂ , 5, 5 ¹ / ₂ , 6, 7, 8, 9, 10, 11, 11 ¹ / ₂ , 12, 13, 14, 15, 16, 18, 20, 22, 24, 26, 27, 28, 30, 32, 34, 36, 38, 40, 42 TPI

Note: Metric and Unified Pitch Gage Set (188-151) is available. It consists of 188-122 (Metric) and 188-111 (Unified).

Metric and Unified Screw Pitch Gage Set

Order No.	Range	Composition of leaves
188-151	0.4 - 7mm/4 - 42 TPI	51 leaves: Set of 188-122 and 188-111

Whitworth Screw Pitch Gages

Order No.	Range	Composition of leaves
188-101	4 - 42 TPI	30 leaves: 4, 4 ¹ / ₂ , 5, 5 ¹ / ₂ , 6, 7, 8, 9, 10, 11, 11 ¹ / ₂ , 12, 13, 14, 15, 16, 18, 20, 22, 24, 26, 27, 28, 30, 32, 34, 36, 38, 40, 42 TPI
188-102	4 - 60 TPI	28 leaves: 4, 4 ¹ / ₂ , 5, 6, 7, 8, 9, 10, 11, 12, 13, 14, 16, 18, 19, 20, 22, 24, 25, 26, 28, 30, 32, 34, 36, 40, 48, 60 TPI